

































# Community Survey 2008

1. How would you rate the quality of life in Chestermere?			
		Response Percent	Response Count
Very Good		27.9%	416
<b>Good</b>		<b>56.6%</b>	843
Fair		14.2%	212
Poor		1.0%	15
Unsure/Don't Know		0.2%	3
<i>answered question</i>			<b>1489</b>
<i>skipped question</i>			<b>2</b>












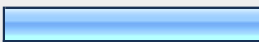







2. In your opinion, what would make Chestermere a better place to live? (check up to 5 that are most important to you)			
		Response Percent	Response Count
More police/bylaw enforcement		34.6%	511
More local employment (industry & commerce)		21.4%	316
More/better playgrounds		10.1%	149
Better urban design		16.7%	247
More arts and culture facilities/programs		8.1%	120
A stronger community identity		13.9%	205
A greater proportion of open space/parks		17.3%	256
Public transit		23.3%	344
Number/quality of schools		12.1%	179
More town services/amenities		20.2%	298
<b>More shopping/restaurants</b>		<b>53.7%</b>	793
More bike/walking paths		23.8%	352






More recreation facilities		51.1%	754
Reduced taxes		23.4%	345
More youth activities		23.3%	344
More housing variety and associated prices		5.2%	77
More environment-focused initiatives		14.4%	212
More child care services		9.4%	139
Maintenance of a pristine lake		38.6%	569
Health care services		29.5%	436
More mixed use (work/live/play in close proximity) neighborhood design		9.6%	142
Nothing – I like it just the way it is		1.2%	17
Unsure/don't know		0.3%	4
		Other (please specify)	256
		<b>answered question</b>	<b>1476</b>
		<b>skipped question</b>	<b>15</b>







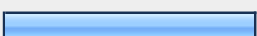





3. As the Town of Chestermere grows, there will be a natural pressure to expand municipal service levels (eg. a move from a volunteer to a full time Fire/EMS service), and the number and diversity of municipal facilities (eg. recycling depot, community centre). Thinking about present and future needs, which of the following tax strategies do you support most over the next 5 years? (choose one)













		Response Percent	Response Count
Maintain current level of services, which may require a tax increase to offset inflation		28.7%	397
<b>Enhance the level of services, which may require a tax increase above inflation</b>		<b>57.9%</b>	801
Reduce services to maintain current tax levels		4.5%	62
Reduce services to reduce taxes		2.5%	34
Unsure/don't know		6.5%	90
		<b><i>answered question</i></b>	<b>1383</b>
		<b><i>skipped question</i></b>	<b>108</b>

**4. If we were to work within our current level of taxation and revenue and re-assign resources to provide the municipal services you desire, what should Council's priorities be? Council should do MORE of: (choose 4)**


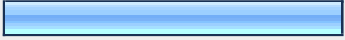












		Response Percent	Response Count
Family, community and youth support programs		17.0%	235
Cultural programming/facilities		1.6%	22
Park maintenance/development		15.3%	211
Beautification of outside park spaces (eg. planting/landscaping)		16.7%	231
Development of downtown Chestermere		27.9%	386
Cultural and recreation events and festivals		4.8%	66
Economic partnership with communities in region		3.7%	51
Environmental initiatives		9.7%	134
Number and diversity of recreation facilities		22.9%	317
Road maintenance		10.8%	149
Snow removal		4.2%	58
High quality basic service provision – water, sewer, garbage, roads, streetlights		28.1%	388
Lake maintenance		32.7%	452
Economic development program		9.0%	125
Bylaw enforcement		15.5%	215
Recreation facilities		35.0%	484
Recreation programs		11.7%	162
Community policing services – RCMP		29.7%	411
Emergency services (fire, ambulance)		36.8%	509




Long range community planning		15.0%	207
<b>Recycling program</b>		<b>37.8%</b>	523
Volunteer programs		1.4%	19
Public library		10.2%	141
Tourism/events		2.9%	40
Other (please specify)			109
		<b>answered question</b>	<b>1383</b>
		<b>skipped question</b>	<b>108</b>

5. If we were to work within our current level of taxation and revenue and re-assign resources to provide the municipal services you desire, what should Council's priorities be? Council should do LESS of: (choose 4)			
		Response Percent	Response Count
Family, community and youth support programs		11.6%	161
<b>Cultural programming/facilities</b>		<b>58.6%</b>	811
Park maintenance/development		8.2%	113
Beautification of outside park spaces (eg. planting/landscaping)		14.4%	199
Development of downtown Chestermere		25.7%	355
Cultural and recreation events and festivals		32.2%	445
Economic partnership with communities in region		27.6%	382
Environmental initiatives		11.6%	161
Number and diversity of recreation facilities		16.7%	231
Road maintenance		6.1%	84
Snow removal		10.4%	144
High quality basic service provision – water, sewer, garbage, roads, streetlights		5.2%	72

Lake maintenance		14.3%	198
Economic development program		10.3%	143
Bylaw enforcement		18.0%	249
Recreation facilities		9.8%	135
Recreation programs		7.7%	106
Community policing services – RCMP		6.1%	85
Emergency services (fire, ambulance)		4.2%	58
Long range community planning		9.0%	124
Recycling program		10.7%	148
Volunteer programs		16.3%	225
Public library		20.9%	289
Tourism/events		44.7%	618
		Other (please specify)	94
		<b><i>answered question</i></b>	<b>1383</b>
		<b><i>skipped question</i></b>	<b>108</b>

6. Housing within Chestermere is predominantly comprised of single-family dwellings, many on large lots. There is market demand for a wide variety of housing types in the Calgary Region. Which of the following types of housing would you support in Chestermere? (choose as many as you wish)

		Response Percent	Response Count
Single family dwellings on large lots only		72.3%	981
Semi-detached or duplex homes		37.2%	504
Rental suites in houses		9.8%	133
Townhouses		35.3%	478
Large apartment buildings		5.2%	71
Mobile homes		1.1%	15
Apartment highrises (more than 4 stories)		4.6%	62
Smaller single family dwellings on smaller lots		34.0%	461
Secondary suites (e.g., for grandparents, nannies)		31.0%	420
A second house on a residential lot		4.7%	64
Seniors housing		55.5%	753
Small apartment buildings		19.8%	268
Affordable/subsidized social housing		6.6%	90
Unsure/don't know		2.1%	28
		<b>answered question</b>	<b>1356</b>
		<b>skipped question</b>	<b>135</b>

7. Does Chestermere need architectural guidelines for new homes to reflect a more unique appearance? (choose one)			Response Percent	Response Count
Yes			62.6%	849
No			29.3%	397
Unsure/don't know			8.1%	110
<i>answered question</i>				<b>1356</b>
<i>skipped question</i>				<b>135</b>









**8. Chestermere's commercial/industrial activity in relation to the size of the community is among the lowest in Alberta. 96% of the tax base is residential, and 4% is commercial/industrial. Municipal governments typically seek commercial/industrial development because it pays taxes to a degree that it creates more affordable residential taxes over the long-term. While commercial/industrial expansion lands have been identified along Highway 1 in Chestermere, it may not be enough for a community of approx. 55,000 people. On the other hand, some may like relatively little commercial/industrial activity if their primary desire is to live in a 'quiet' residential community. Please answer the following by selecting the response that best represents your opinion:**

	Strongly Agree	Somewhat Agree	Somewhat Disagree	Strongly Disagree	Unsure / Don't Know	Rating Average	Response Count
Economic growth and development would improve our quality of life	34.0% (461)	<b>42.8%</b> <b>(580)</b>	11.6% (157)	10.4% (141)	1.3% (17)	2.02	1356
I would prefer to shop in Chestermere if possible	<b>55.9%</b> <b>(758)</b>	29.6% (401)	10.8% (146)	3.3% (45)	0.4% (6)	1.63	1356
We need more employment opportunities in Chestermere	<b>43.0%</b> <b>(583)</b>	34.3% (465)	12.8% (173)	6.6% (90)	3.3% (45)	1.93	1356
<i>answered question</i>							<b>1356</b>
<i>skipped question</i>							<b>135</b>





**9. Under what conditions would you support COMMERCIAL development? (Commercial development is defined as office, retail and/or professional services activities) (choose as many as you like)**

		Response Percent	Response Count
Under any conditions		10.6%	143
If all future activity is along Highway 1/Highway 1A		21.5%	290
<b>Neighborhood commercial activity (eg. gas bar, restaurant, hair salon) is OK in new neighborhoods, highway commercial (eg. car dealer) is OK along Highway 1/Highway 1A</b>		<b>58.5%</b>	791
Only if there are strict controls on the type of activity permitted		45.9%	620
We must find a unique approach to architectural guidelines		39.2%	530
I don't support further commercial development		5.3%	72
	Other (please specify)		107
	<b><i>answered question</i></b>		<b>1351</b>
	<b><i>skipped question</i></b>		<b>140</b>





**10. Under what conditions would you support INDUSTRIAL development? (Industrial development is defined as manufacturing, processing, warehousing or other activity that generates more external impact (eg. storage, noise, emissions) than commercial activity) (choose as many as you like)**

		Response Percent	Response Count
Under any conditions		3.3%	45
If all future activity is along Highway 1/Highway 1A		21.8%	294
If financial analysis (future tax revenues) indicates we will need more land than is presently designated along Highway 1		12.1%	163
<b>Only if there are strict controls on the type of activity permitted</b>		<b>44.0%</b>	594
Only if we can attach a strong vision to this activity (eg. high tech, research and development, office campus)		35.5%	479
Only if it is non-polluting		39.9%	539
We must find a unique approach to architectural guidelines		23.5%	317
I don't support industrial development		33.1%	447
Other (please specify)			51
		<b><i>answered question</i></b>	<b>1351</b>
		<b><i>skipped question</i></b>	<b>140</b>




11. Approximately 8% of Canada's workforce works out of the home. In smaller communities in the Calgary Region, home-based business is a rapidly expanding economic activity. However, many communities strongly regulate home-based business, concerned about potential negative impact on the neighbors. Under what conditions would you support efforts to accelerate the growth of Chestermere's home-based business industry? (choose one)

		Response Percent	Response Count
Do anything it takes to encourage it		13.4%	181
Minimally regulate (eg. no restrictions but a mediation process to resolve neighbor complaints)		39.7%	537
<b>Heavily regulate (types of activity permitted, hours of operation, parking, signage)</b>		<b>42.3%</b>	571
I don't support home-based business		4.6%	62
		<b>answered question</b>	<b>1351</b>
		<b>skipped question</b>	<b>140</b>










12. Residential development plays tug of war with these two rather opposing philosophies. Each has a list of pros and cons. What do you think Chestermere should do in planning new neighborhoods? (choose one)














		Response Percent	Response Count
I'm fine with the Apples		17.2%	231
<b>We should create a mix of Apples and Oranges</b>		<b>56.3%</b>	754
New neighborhoods should be Oranges		21.8%	292
Unsure/don't know		4.7%	63
		<b>answered question</b>	<b>1340</b>
		<b>skipped question</b>	<b>151</b>

**13. Sustainable development is often mentioned as a noble goal to pursue – the notion that future generations should inherit opportunities equal to or better than ours. It involves a balanced perspective where economy, environment, social, and fiscal components of community life are all considered on equal footing in decision making processes related to development. Typically it implies a broad demographic with variety of housing, environmental initiatives, support systems for those in need, long-term fiscal planning, a broad range of facilities to meet resident needs, and a substantial commercial/industrial presence to create income, jobs, and taxation. There are many sustainability options to pursue – with the key being that success is generated by a community's ability to define sustainability on its own terms. Thinking about the future of Chestermere, do you believe the concept of sustainable development should be incorporated into Chestermere's future? (choose one)**

		Response Percent	Response Count
Yes		68.3%	909
No		14.0%	186
Unsure/Don't Know		17.7%	235
		<b>answered question</b>	<b>1330</b>
		<b>skipped question</b>	<b>161</b>

**14. If you answered YES or UNSURE/DON'T KNOW, please indicate which of these areas are important to you. (choose as many as you like)**







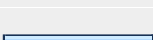

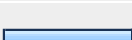

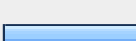







		Response Percent	Response Count
Water conservation (education program, regulation)		52.4%	596
Waste reduction (education program, regulation)		52.4%	596
Municipal building retrofits to reduce energy/water consumption		23.6%	268
<b>Recycling programs (depot, drop off bins, composting)</b>		<b>77.6%</b>	<b>882</b>
Drought tolerant landscaping (municipal/development regulation)		29.0%	330
Population limit		43.8%	498
Urban forest (trees, eco-landscaping)		49.5%	563
Long-term financial management		42.4%	482
Regional partnerships		14.3%	163



Mixed land use neighborhood design		27.4%	312
Wetlands protection		43.8%	498
Chemical use reduction		38.7%	440
Housing variety (broad demographic)		24.4%	277
Solar/geothermal/wind energy (renewable energy resources) on municipal buildings and in new neighborhoods		41.5%	472
Built Green standards (lower energy consumption/water use) required for all or specified proportion of new housing		46.6%	530
Commercial/industrial development		32.8%	373
More recreation programming and facilities		51.5%	586
Expanded/new types of recreation facilities		52.2%	593
More social services for people in need		20.1%	229
Seniors support (eg. transportation, recreation)		49.9%	567
Health infrastructure (eg. medical offices, health centre facilities, public health unit)		66.8%	760
Social infrastructure (eg. churches, cemeteries, childcare)		42.1%	479
		Other (please specify)	53
		<b>answered question</b>	<b>1137</b>
		<b>skipped question</b>	<b>354</b>

**15. Autonomy - To Be or Not to Be? Joining Calgary in the future is a choice not a given. However, the fact that there is a choice begs the question – is it worth the financial and human resource effort if all that our residents want is to live in a bedroom community with the expectation that Chestermere will eventually be absorbed into the City of Calgary anyway? Given this choice, please answer the following by selecting the response that best represents your opinion:**

	Strongly Agree	Somewhat Agree	Somewhat Disagree	Strongly Disagree	Unsure / Don't Know	Rating Average	Response Count
Chestermere should plan under the assumption that it will be annexed someday by the City of Calgary.	10.1% (132)	21.7% (284)	19.6% (256)	<b>46.1% (602)</b>	2.5% (33)	3.09	1307
Chestermere should do everything possible to build identity and autonomy.	<b>57.1% (746)</b>	29.5% (386)	7.9% (103)	3.4% (45)	2.1% (27)	1.64	1307
Chestermere should invest in initiatives that build autonomy, even if it means future tax increases.	26.8% (350)	<b>43.8% (573)</b>	16.9% (221)	9.1% (119)	3.4% (44)	2.18	1307
Chestermere should build facilities, promote industry and commerce, and establish the social services needed to encourage people to meet their needs in Town.	<b>42.8% (559)</b>	38.7% (506)	9.5% (124)	7.0% (91)	2.1% (27)	1.87	1307
Chestermere should plan for/promote more road and public transit connectivity to Calgary and the region.	38.7% (506)	<b>38.8% (507)</b>	12.4% (162)	6.9% (90)	3.2% (42)	1.97	1307
	<b><i>answered question</i></b>						<b>1307</b>
	<b><i>skipped question</i></b>						<b>184</b>



**16. What recreation facilities do you feel will be needed over the next 5 years? (check up to 3 that are most important to you)**





		Response Percent	Response Count
Indoor swimming pool		75.7%	979
Another indoor arena(s)		8.6%	111
Fitness centre		25.7%	333
Gymnasium		7.1%	92
Spray park		18.9%	244
Community centre (meeting rooms, event capacity, youth/seniors centre)		20.0%	259
Tennis courts		16.1%	208
Track and field facility		3.8%	49
Soccer pitches		13.8%	179
Hiking/biking trails		32.8%	424
Playgrounds		14.5%	188
Outdoor basketball courts		4.6%	60
Football field		1.6%	21
BMX track		3.2%	41
Skateboard park		3.7%	48
Outdoor skating rink		10.6%	137
Golf course		6.3%	81
Baseball/slo-pitch diamonds		11.4%	148
Other (please specify)			138
		<b>answered question</b>	<b>1294</b>
		<b>skipped question</b>	<b>197</b>



17. Is the Lake still Chestermere's claim to fame in the year 2030? (choose one)			Response Percent	Response Count
Yes			68.9%	878
No			31.1%	396
If no, what is Chestermere's claim to fame?				369
			<i>answered question</i>	1274
			<i>skipped question</i>	217



18. Based on your vision of the future of Chestermere, if you were an advertiser trying to think of the next great slogan that represents Chestermere's claim to fame in the year 2030, what phrase would you use?			Response Count
			1274
			<i>answered question</i>
			<i>skipped question</i>
			1274
			217

19. "What is your vision of Chestermere in the year 2030?"			Response Count
			1274
			<i>answered question</i>
			<i>skipped question</i>
			1274
			217





20. Your Gender			Response Percent	Response Count
Male			40.6%	511
Female			59.4%	747
			<i>answered question</i>	1258
			<i>skipped question</i>	233

21. Your Age			Response Percent	Response Count
18-24			2.2%	28
<b>25-44</b>			<b>58.7%</b>	739
45-64			36.2%	455
65 - over			2.9%	36
			<b><i>answered question</i></b>	<b>1258</b>
			<b><i>skipped question</i></b>	<b>233</b>





22. Do you live within the current town boundaries?			Response Percent	Response Count
Yes			95.4%	1211
No			4.6%	58
			<b><i>answered question</i></b>	<b>1269</b>
			<b><i>skipped question</i></b>	<b>222</b>







23. Do you live within the area proposed for annexation?			Response Percent	Response Count
Yes			12.9%	164
No			87.1%	1105
			<b><i>answered question</i></b>	<b>1269</b>
			<b><i>skipped question</i></b>	<b>222</b>



**24. Length of residence in Chestermere (or surrounding area) (choose 1)**

		Response Percent	Response Count
0-2 years		27.3%	347
<b>3-5 years</b>		<b>30.2%</b>	383
6-10 years		23.9%	303
10+ years		18.6%	236
		<i>answered question</i>	<b>1269</b>
		<i>skipped question</i>	<b>222</b>

**25. What is your household type? (choose one)**

		Response Percent	Response Count
Family with no children		28.3%	356
Single adult		4.1%	52
<b>Family with children</b>		<b>65.6%</b>	826
Single adult with children		2.1%	26
		<i>answered question</i>	<b>1260</b>
		<i>skipped question</i>	<b>231</b>

26. Where do you work? (choose one)			Response Percent	Response Count
Chestermere – residence			9.3%	117
Chestermere – other than at a residence			6.4%	81
<b>Calgary</b>			<b>65.7%</b>	830
Another urban centre			2.1%	26
Local rural area			3.3%	42
Not Applicable			13.3%	168
			<b>answered question</b>	<b>1264</b>
			<b>skipped question</b>	<b>227</b>

27. Do you own or operate a business in Chestermere (i.e. home based or commercially assessed)? (choose one)			Response Percent	Response Count
Yes			11.5%	145
<b>No</b>			<b>88.5%</b>	1116
			<b>answered question</b>	<b>1261</b>
			<b>skipped question</b>	<b>230</b>

28. OPTIONAL - for purpose of awarding randomly drawn prize only Please submit your phone number:		Response Count
		972
		<b>answered question</b>
		<b>972</b>
		<b>skipped question</b>
		<b>519</b>

**29. THANK YOU** If you would like to make any other comments about this survey or community issues, please feel free to do so in the space below.

		Response Count
		529
	<i>answered question</i>	529
	<i>skipped question</i>	962